

Elabscience®

# 一步法TUNEL原位凋亡检测试剂盒

媲美国际大牌 值得您信赖 

省时

省力

省心

省钱

## Elabscience® 产品优势



### 多种选择

FITC/Elab Fluor® 488/Elab Fluor® 594/  
Elab Fluor® 647/Elab Fluor® 555



### 操作简便

一步法染色, 省时省力



### 性价比高

关键组分自研, 质量更稳定



### 应用广泛

适用于组织样本(石蜡切片、冰冻切片)和细胞  
样本(细胞涂片、细胞爬片)

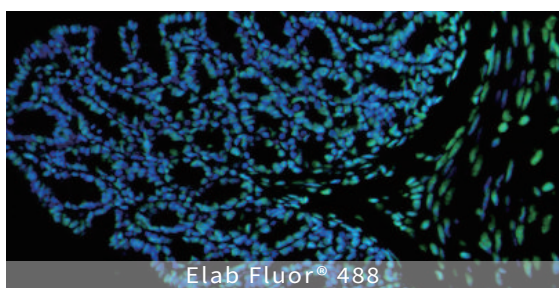


### 安全无毒

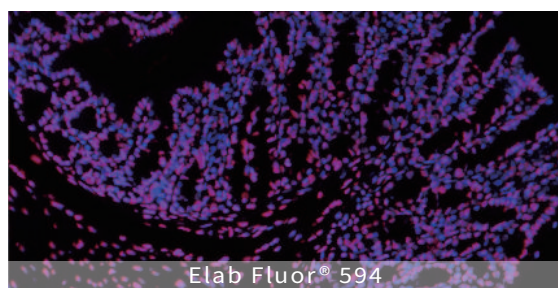
不含二甲胂酸盐, 对人和环境  
无毒无害

## 实验结果展示

### — 石蜡切片 —



Elab Fluor® 488



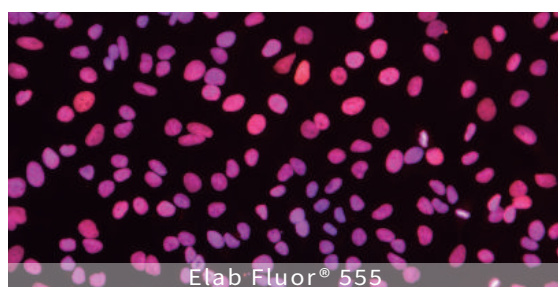
Elab Fluor® 594

小鼠肠组织, DNase I处理10 min

### — 细胞爬片 —



Elab Fluor® 488



Elab Fluor® 555

Hela细胞, DNase I处理10 min

## ■ 产品推荐

### · 原位荧光TUNEL ·

货号	产品	规格
E-CK-A320	一步法TUNEL原位细胞凋亡检测试剂盒(绿色, FITC)	20/50/100 Assays
E-CK-A321	一步法TUNEL原位细胞凋亡检测试剂盒(绿色, Elab Fluor® 488)	20/50/100 Assays
E-CK-A322	一步法TUNEL原位细胞凋亡检测试剂盒(红色, Elab Fluor® 594)	20/50/100 Assays
E-CK-A324	一步法TUNEL原位细胞凋亡检测试剂盒(红色, Elab Fluor® 647)	20/50/100 Assays
E-CK-A325	一步法TUNEL原位细胞凋亡检测试剂盒(红色, Elab Fluor® 555)	20/50/100 Assays

## ■ 其他TUNEL产品推荐

### · 流式TUNEL ·

货号	产品	规格
E-CK-A420	一步法TUNEL流式凋亡检测试剂盒(绿色, FITC)	20/50/100 Assays
E-CK-A421	一步法TUNEL流式凋亡检测试剂盒(绿色, Elab Fluor® 488)	20/50/100 Assays
E-CK-A422	一步法TUNEL流式凋亡检测试剂盒(红色, Elab Fluor® 594)	20/50/100 Assays
E-CK-A423	一步法TUNEL流式凋亡检测试剂盒((Blue, Elab Fluor® Violet 450)	20/50/100 Assays
E-CK-A424	一步法TUNEL流式凋亡检测试剂盒(红色, Elab Fluor® 647)	20/50/100 Assays
E-CK-A425	一步法TUNEL流式凋亡检测试剂盒(红色, Elab Fluor® 555)	20/50/100 Assays

### · 显色法TUNEL ·

货号	产品	规格
E-CK-A331	TUNEL原位细胞凋亡检测试剂盒(HRP-DAB显色法)	20/50/100 Assays

最全的TUNEL检测解决方案，满足您TUNEL实验的各种不同需求！

## ■ Elabscience®2022年原位TUNEL高分文献展示（部分）

产品	文献标题
E-CK-A320	Stem cell microencapsulation maintains stemness in inflammatory microenvironment( <i>International Journal of Oral Science</i> IF=24.897)
E-CK-A322	Long-term monitoring of intravital biological processes using fluorescent protein-assisted NIR-II imaging ( <i>Nature Communications</i> IF=17.694)
E-CK-A320	Gut microbiota modulate radiotherapy-associated antitumor immune responses against hepatocellular carcinoma Via STING signaling ( <i>Gut Microbes</i> IF=9.434)
E-CK-A322	Platelet membrane-camouflaged nanoparticles carry microRNA inhibitor against myocardial ischemia-reperfusion injury ( <i>Journal of Nanobiotechnology</i> IF=9.429)
E-CK-A320	Self-assembly of DNA nanostructure containing cell-specific aptamer as a precise drug delivery system for cancer therapy in non-small cell lung cancer( <i>Journal of Nanobiotechnology</i> IF=9.429)
E-CK-A320	5-Methoxyflavone-induced AMPK $\alpha$ activation inhibits NF- $\kappa$ B and P38 MAPK signaling to attenuate influenza A virus-mediated inflammation and lung injury in vitro and in vivo( <i>Cellular &amp; Molecular Biology Letters</i> IF=8.702)
E-CK-A331	Effects of hydrogen-rich saline in neuroinflammation and mitochondrial dysfunction in rat model of sepsis-associated encephalopathy ( <i>Journal of Translational Medicine</i> IF=8.44)
E-CK-A321	UC-MSCs promote frozen-thawed ovaries angiogenesis via activation of the Wnt/ $\beta$ -catenin pathway in vitro ovarian culture system ( <i>Stem Cell Research &amp; Therapy</i> IF=8.079)

Elabscience Biotechnology Co., Ltd

☎ 免费技术热线: 400-9627-365

🌐 官网: www.elabscience.cn

☎ 电话: 027-65022280

✉ 邮箱: marketing@elabscience.cn

📍 地址: 武汉市高新大道858号光谷生物医药产业园二期B18栋



微信公众号



技术支持微信